

List of all Waupaca Chain O' Lakes Properties Sold in 2015

Picture	Address	Lake	MLS Number	Last Listing Price	Sold Price	Sq. Ft. Above	Sq. Ft. Down	Frontage	Lot Size	Comments
	E1280 Hwy Q Unit 1	Round	50087552	\$285,000	\$259,000 \$255,400 Fair Market Assessment	1,550	-	1200 Common	17A Common	Listed 10/13 for \$285,000 Sold 1/15 for \$259,000
	N2494 W Miner Dr	Miner	50095377	\$349,900	\$320,000 \$339,000 Fair Market Assessment	1,100	-	60		Listed 4/14 for \$379,000 Reduced 9/14 to \$374,900 Reduced 11/14 to \$349,900 Sold 1/15 for \$320,000
	N2461 E Miner Dr	Miner	50110838	\$595,000	\$537,500 \$436,600 Fair Market Assessment	1,379	-	73	71 x 156	Listed 11/14 for \$595,000 Sold 1/15 for \$537,500
	N2775 Locksley Ln	Round	50082500	\$830,000	\$770,000 \$615,000 Fair Market Assessment	1,963	1,218	105	105 x 270	Listed 10/07 for \$1,250,000 Re-listed 10/13 for \$890,000 Reduced 4/14 to \$830,000 Sold 3/15 for \$770,000

List of all Waupaca Chain O' Lakes Properties Sold in 2015

Picture	Address	Lake	MLS Number	Last Listing Price	Sold Price	Sq. Ft. Above	Sq. Ft. Down	Frontage	Lot Size	Comments
	N2671 Pleasant Park Ln	Limekiln	50095430	\$499,900	\$480,000 \$560,700 Fair Market Assessment	2,050	1,260	80	80 x 380	Listed 11/08 for \$795,000 Re-listed 11/12 for \$575,000 Re-listed 4/14 for \$499,900 Sold 3/15 for \$480,000
	N2887 Otter Dr	Taylor	50102876	\$329,900	\$320,000 \$336,600 Fair Market Assessment	1,008	-	95	95 X 140	Listed 7/14 for \$449,000 Reduced 7/14 to \$399,900 Reduced 8/14 to \$379,900 Reduced 9/14 to \$349,900 Reduced 2/15 to \$329,900 Sold 3/15 for \$320,000
	N2455 E Miner Dr	Miner	50102441	\$395,000	\$360,000 \$395,400 Fair Market Assessment	730	-	73	71 x 142	Listed 7/14 for \$425,000 Reduced 11/14 to \$395,000 Sold 4/15 for \$360,000
	N2374 Cleghorn Rd	Dake	1406966	\$269,900	\$280,100 \$342,900 Fair Market Assessment	800	-	115	.19 A	Foreclosed 2014 Listed 11/14 for \$329,900 Reduced 2/15 to \$279,900 Reduced 3/15 to \$269,900 Sold 4/15 for \$280,100




List of all Waupaca Chain O' Lakes Properties Sold in 2015

Picture	Address	Lake	MLS Number	Last Listing Price	Sold Price	Sq. Ft. Above	Sq. Ft. Down	Frontage	Lot Size	Comments
	E1492 Grandview Dr	Nessling	50074769	\$749,500	\$680,000 \$898,400 Fair Market Assessment	1,440	1,154	155	155 x 230	Listed 4/13 for \$895,000 Reduced 7/13 to \$795,000 Reduced 8/14 to \$749,500 Sold 4/15 for \$680,000
	N2495 E Miner Dr	Miner	50078317	\$449,900	\$390,000 \$599,400 Fair Market Assessment	1,520	100	70	70 X 99	Listed 1/12 for \$695,000 Reduced 4/12 to \$625,000 Re-listed 6/13 for \$575,000 Reduced 8/13 to \$525,000 Reduced 9/13 to \$495,000 Reduced 7/14 to \$475,000 Reduced 3/15 to \$449,900 Sold 5/15 for \$390,000
	E1204 County Park Ln #5	Lime Kiln	50108565	\$195,000	\$195,000 \$211,600 Fair Market Assessment	910	-	82 Common	1.5A Common	Private Sale Sold 5/15 for \$195,000
	N2707 Park Lane Dr	Taylor	50105871	\$348,500	\$330,000 \$249,400 Fair Market Assessment	1,000	-	50	50 x 125	Listed 8/14 for \$389,900 Reduced 9/14 to \$369,000 Re-listed 2/15 for \$379,000 Reduced 4/15 to \$359,000 Reduced 6/15 to \$348,500 Sold 6/15 for \$330,000

List of all Waupaca Chain O' Lakes Properties Sold in 2015

Picture	Address	Lake	MLS Number	Last Listing Price	Sold Price	Sq. Ft. Above	Sq. Ft. Down	Frontage	Lot Size	Comments
	N2898 Highland Ln	Sunset	50119681	\$664,900	\$650,000	1,250	780	111	.72 A	Listed 4/15 for \$664,900 Sold 7/15 for \$650,000
					\$524,800					Fair Market Assessment
	N2541 Cleghorn Rd	Columbia	50118204	\$460,000	\$400,000	1,800	-	49	49 x 106	Listed 8/12 for \$420,000 Listed 4/15 for \$460,000 Sold 7/15 for \$400,000
					\$380,300					Fair Market Assessment
	N2475 E Miner Dr	Miner	50070710	\$550,000	\$500,000	1,700	1,200	66	66 x 126	Sold 12/06 for \$850,000 Listed 5/09 at \$830,000 Reduced 9/10 to \$769,000 Reduced 8/12 to \$699,000 Reduced 6/13 to \$669,900 Reduced 6/14 to \$639,900 Reduced 6/15 to \$550,000 Sold 7/15 for \$500,000
					\$420,300					Fair Market Assessment
	E1490 Grandview Rd	Nessling	50124261	\$545,000	\$510,000	2,132	268	89	89 x 270	Listed 6/15 for \$545,000 Sold 8/15 for \$510,000
					\$613,900					Fair Market Assessment

List of all Waupaca Chain O' Lakes Properties Sold in 2015

Picture	Address	Lake	MLS Number	Last Listing Price	Sold Price	Sq. Ft. Above	Sq. Ft. Down	Frontage	Lot Size	Comments
	E1295 Hwy Q	Miner	50073801	\$299,000	\$280,000 \$226,500 Fair Market Assessment	1,472	-	50	50 x 42	Listed 3/12 for \$319,000 Re-listed 4/13 for \$319,000 Reduced 3/14 to \$309,000 Reduced 12/14 to \$299,000 Sold 9/15 for \$280,000
	E1061 Whispering Pines Rd	Columbia	50126180	\$899,900	\$850,000 \$811,100 Fair Market Assessment	2,308	1,339	100	100 X 222	Listed 7/15 for \$899,900 Closed 10/15 for \$850,000
	N2820 Rainbow Dr	Rainbow	50126641	\$679,900	\$660,000 \$636,000 Fair Market Assessment	2,040	574	98	98 x 215	Listed 11/09 for \$899,000 Reduced 6/11 to \$874,000 Reduced 1/12 to \$823,500 Reduced 8/12 to \$749,000 Re-Listed 3/14 for \$755,900 Reduced 5/14 to \$699,500 Re-Listed 7/15 for \$739,900 Reduced 8/15 to \$679,000 Sold 10/15 for \$660,000
	N2832 Rainbow Dr	Rainbow	50097447	\$569,000	\$370,000 \$350,600 Fair Market Assessment	N/A	N/A	50	.45 A	Listed 5/14 for \$679,000 Sold 10/15 for \$370,000

List of all Waupaca Chain O' Lakes Properties Sold in 2015

Picture	Address	Lake	MLS Number	Last Listing Price	Sold Price	Sq. Ft. Above	Sq. Ft. Down	Frontage	Lot Size	Comments
	N2554 Pines Inn Ln	McCrosen	50112405	\$595,000	\$505,000	\$1,210	450	47	50 x 225	Listed 1/15 at \$595,000 Sold 12/15 for \$505,000
					\$473,300	Fair Market Assessment				